



THE EASTERN SPECIALTY COMPANY

OPERATING INSTRUCTIONS

CAT. 300 HOT SOCKET GAP INDICATOR

TESCO Hot Socket Gap Indicator (CAT. 300) is quick, easy-to-use, and has a rugged, non-conductive insulated shell. The mechanical tool engages the jaws of a meter socket and will indicate a gap or significant loss of jaw pre-load, which can result in electrical arcing, failure, or fire.

CAUTION ⚠️

If feasible, service should be disconnected.

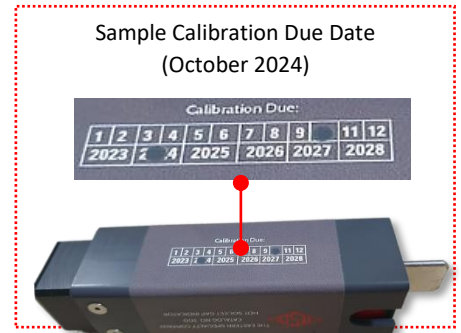
CAUTION ⚠️

Personal protective equipment (PPE) should always be used while operating.


NOTE:

To ensure accuracy, use device before Calibration Due Date (*see right*).


For device re-calibration, contact TESCO support or use TESCO's Hot Socket Gap Indicator Calibration Fixture (CAT. 302).



INSTRUCTIONS



Insert Hot Socket Gap Indicator into the jaw of the meter socket.



Read indicator whether meter socket jaw is **good** or **bad** (see left).

✓ **GOOD**

If the red indication does not appear on the Hot Socket Gap Indicator, it implies that the meter socket jaw does not have a significant gap/loss of spring force.

🔥 **BAD**

A red indication on the Hot Socket Gap Indicator implies the meter socket jaw has a significant gap/loss of spring force and is unsafe for continued use.